




APPENDIX A
CENTER STREET BRIDGE PHOTO LOG

| | |
|---|--|
|  | <p>Photo 1: 19" x 22" Corner spall with strands exposed with section loss on beam 1 of span 1 at west abutment. Wire mesh reinforcement exposed. Beam 1 at west abutment.</p> |
|  | <p>Photo 2: 60"x30" spall with 9 exposed strands and 4 of those are severed. 30"x12" delaminated area next to it with no spall. Beam 1 of West Span.</p> |
|  | <p>Photo 3: 40"x30" spall with 8 exposed strands near midspan of West Span in Beam 1. Located 15 feet from the west pier. No strands appear to be broken. Strands are exposed in less than 50% of the bottom of Beam 1. 26"x24" delaminated area, with no spall, located directly to the west of this spall.</p> |

APPENDIX A
CENTER STREET BRIDGE PHOTO LOG



Photo 4: Corners of beams 10 and 11 near midspan of West Span, spalled with 5 exposed strands. 3 of them broken.



Photo 5: Map cracking at the east end of Beam 6 in the West Span has developed into a spall, exposing 3 strands with one of them severed.



Photo 6: Spalling with exposed reinforcement at the south end of the West Pier cap.

APPENDIX A
CENTER STREET BRIDGE PHOTO LOG



Photo 7: South end of the East Pier cap is spalling. Beams above the cap have spalled and exposed the reinforcement.



Photo 8: End of Beam 11 above the East Abutment.



Photo 9: Pavement condition at the west end of the bridge. Centerline is raveling. Some settling past the bridge end.